ROOF PLAN GENERAL NOTES:

1. SEE SHEET A0.1 FOR ARCHITECTURAL KEY NOTES.
2. GENERAL CONTRACTOR IS RESPONSIBLE FOR COORDINATION BETWEEN THE ROOFING, ELECTRICAL AND PETSMART SIGNAGE CONTRACTOR FOR ANY PENETRATIONS REQUIRED IN THE ROOF OR PARAPET FOR THE INSTALLATION OF SIGNAGE.
3. PAINT ALL EXPOSED ROOF TOP COPPER CONDENSATE PIPING WHITE.
4. PAINT ALL EXPOSED ROOF TOP GAS PIPING YELLOW

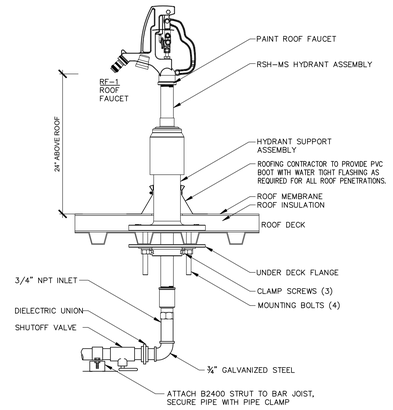

9 A5.0 ROOF WATER HYDRANT DETAIL
1 1/2" = 1'-0"

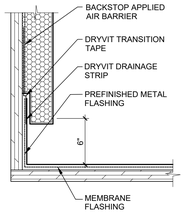

DETAIL `A'

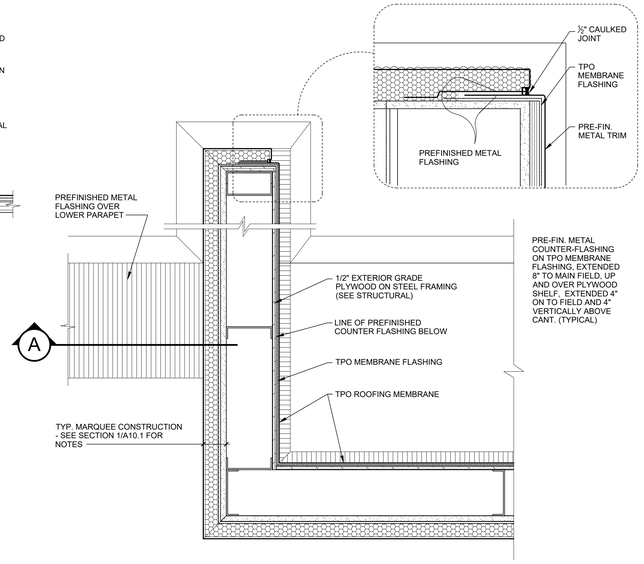

8 A5.0 MARQUEE PARAPET DETAIL
SCALE: 1-1/2" = 1'-0"

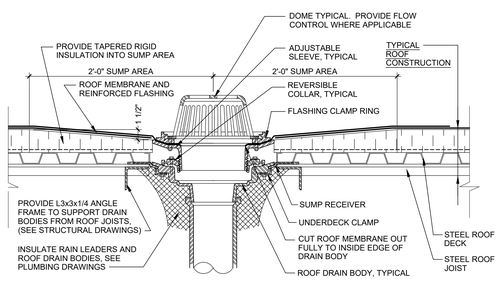

NOTE:
PIPE ROOF DRAINAGE TO STORM SEWER (SEE PLUMBING DRAWING FOR SIZE).

7 A5.0 ROOF DRAIN DETAIL
SCALE: 1-1/2" = 1'-0"

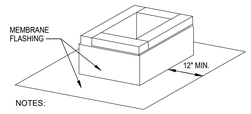

NOTES:
1. TORCH APPLY ENTIRE MEMBRANE.

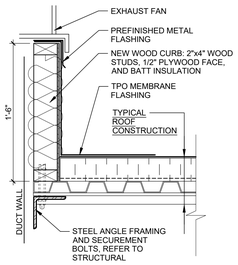

6 A5.0 EXHAUST FAN CURB DETAIL
SCALE: 1-1/2" = 1'-0"

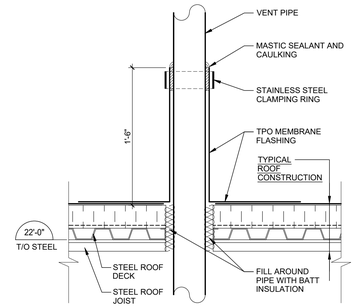

5 A5.0 VENT DETAIL
SCALE: 1-1/2" = 1'-0"

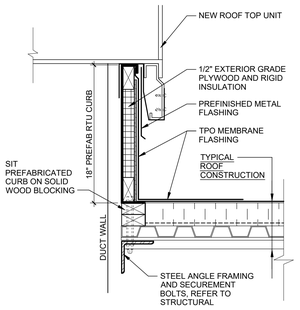

4 A5.0 ROOFTOP UNIT CURB
SCALE: 1-1/2" = 1'-0"

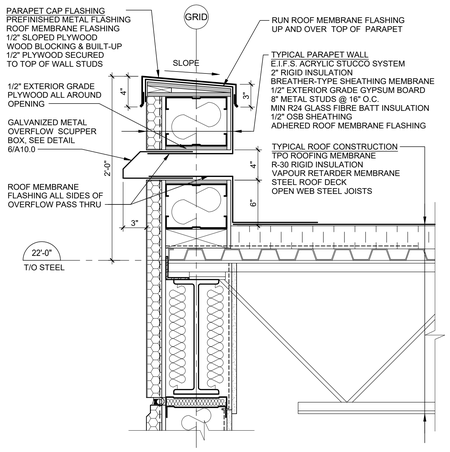

3 A5.0 PARAPET SCUPPER DETAIL
SCALE: 1-1/2" = 1'-0"

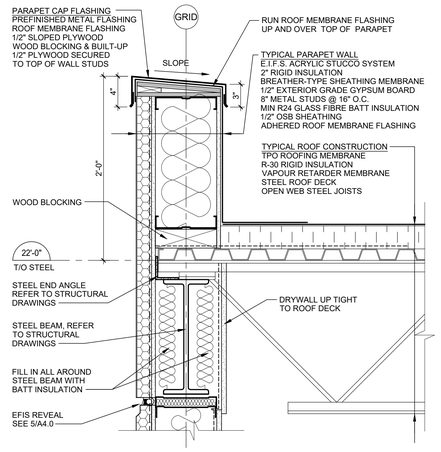

2 A5.0 TYPICAL PARAPET DETAIL
SCALE: 1-1/2" = 1'-0"

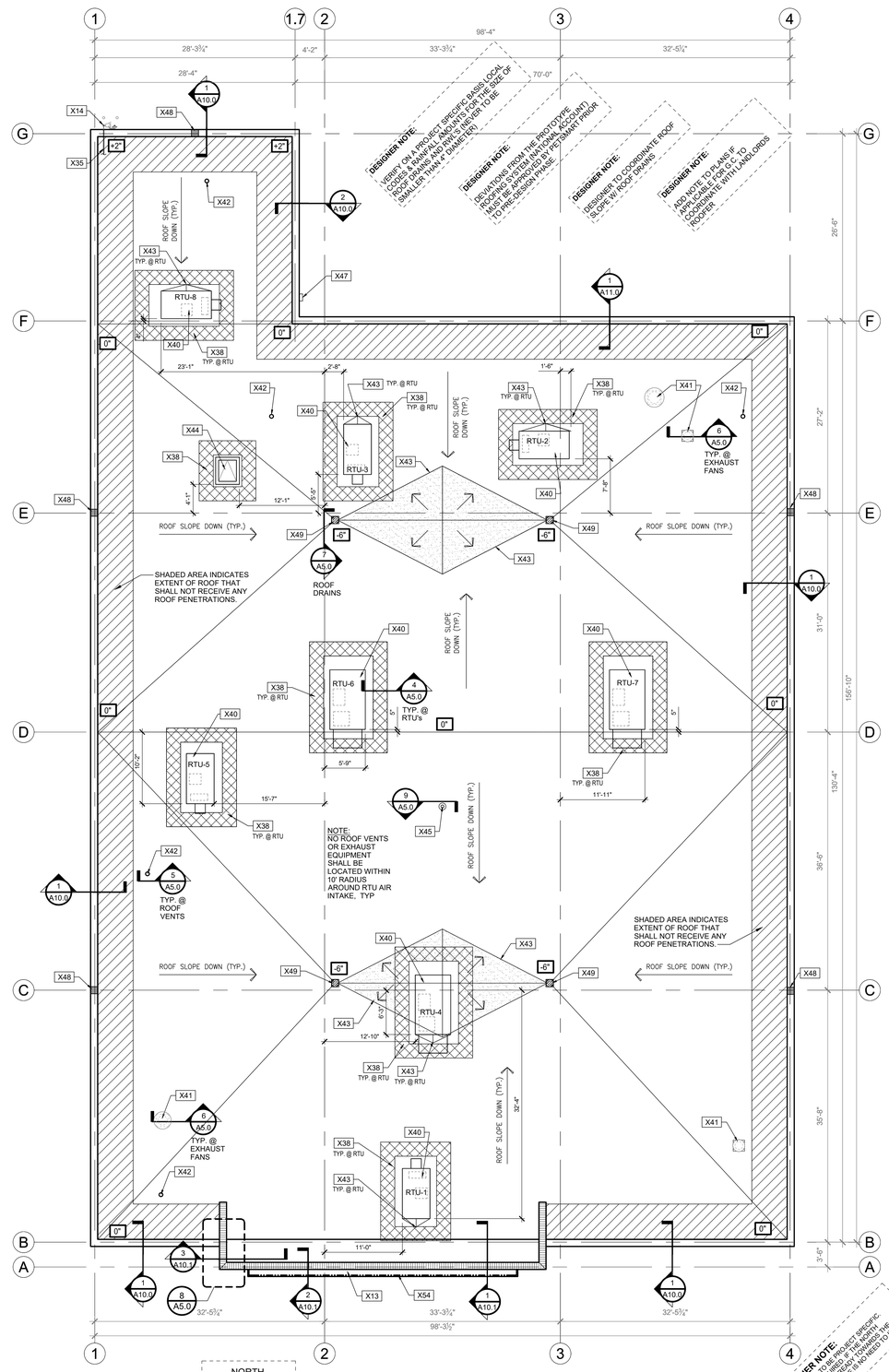

1 A5.0 ROOF PLAN
1/8" = 1'-0"

NORTH

DESIGNER NOTE: TRUE NORTH TO BE PROJECT SPECIFIC. CORRECTIONS REQUIRED IF PROJECT NORTH IS NOT EQUAL TO TRUE NORTH. THE TOP OF DRAWING IS ALWAYS TO BE TRUE NORTH. IF PROJECT NORTH IS NOT EQUAL, THEN NEED TO INCLUDE.

CLIENT:
PETSMART
19601 North 27th Avenue
Phoenix, Arizona 85027 - (623) 580-6100
CLIENT REF #: 1234

PROJECT:
14K 2025 CANADIAN INSTRUCTION SET

FEBRUARY 12, 2025

CONSULTANT:

ARCHITECT:

SEAL:

CITY SEAL:

DISCLAIMER:
COPYRIGHT:
THIS DRAWING AND DESIGN IS COPYRIGHT PROTECTED WHICH SHALL NOT BE USED, REPRODUCED OR REVISED WITHOUT WRITTEN PERMISSION BY PETSMART. THE CONTRACTOR SHALL CHECK AND VERIFY ALL DIMENSIONS AND UTILITY LOCATIONS AND REPORT ALL ERRORS AND OMISSIONS PRIOR TO COMMENCING WORK.
THIS DRAWING IS NOT TO BE SCALED.

ISSUED FOR:

NUMBER	ISSUE	DATE

PROJECT NO: CA00456686.0146
DATE: 02.12.25
ORIGINAL SCALE: AS NOTED
DESIGNED BY:
DRAWN BY:
CHECKED BY:
IF THIS BAR IS NOT 1" LONG, ADJUST YOUR PLOTTING SCALE.
1"
PAGE #: 13 OF: 53

DISCIPLINE: ARCHITECTURAL

TITLE: ROOF PLAN

SHEET NUMBER: A5.0